

Congratulations on your purchase of this high-quality Insignia product. Your NS-HTMC01-B, NS-HTMC01-BL, or NS-HTMC01-R represents the state of the art in desktop ceramic heaters and is designed for reliable and trouble-free performance.

IMPORTANT SAFETY INSTRUCTIONS

- 1 Read all instructions before using this heater.
- 2 This heater is hot when in use. To avoid burns, do not let bare skin touch hot surfaces. Keep combustible materials, such as furniture, pillows, bedding, papers, clothes, and curtains at least 3 feet (0.9m) from the front of the heater and keep them away from the sides and rear.
- 3 BECAUSE OF THE HOT SURFACE, DO NOT LET CHILDREN NEAR THIS HEATER WHEN IT IS OPERATING.
- 4 Always unplug heater when not in use.
- 5 Do not operate any heater with a damaged cord or plug or after the heater malfunctions, has been dropped or damaged in any manner. Discard heater, or return to authorized service facility for examination and/or repair.
- 6 Do not use outdoors.
- 7 This heater is not intended for use in bathrooms, laundry areas and similar indoor locations. Never locate heater where it may fall into a bathtub or other water container.
- 8 Do not run cord under carpeting. Do not cover cord with throw rugs, runners, or similar coverings. Do not route cord under furniture or appliances. Arrange cord away from traffic area and where it will not be tripped over.
- 9 To disconnect heater, turn controls to off, then remove plug from outlet.
- 10 Do not insert or allow foreign objects to enter any ventilation or exhaust opening as this may cause an electric shock or fire, or damage the heater.
- 11 To prevent a possible fire, do not block air intakes or exhaust in any manner. Do not use on soft surfaces, like a bed, where openings may become blocked.
- 12 A heater has hot and arcing or sparking parts inside. Do not use it in areas where gasoline, paint, or flammable liquids are used or stored.
- 13 Use this heater only as described in this manual. Any other use not recommended by the manufacturer may cause fire, electric shock, or injury to persons.
- 14 Always plug heaters directly into a wall outlet/receptacle. Never use with an extension cord or re-locatable power tap (outlet/power strip).
- 15 SAVE THESE INSTRUCTIONS

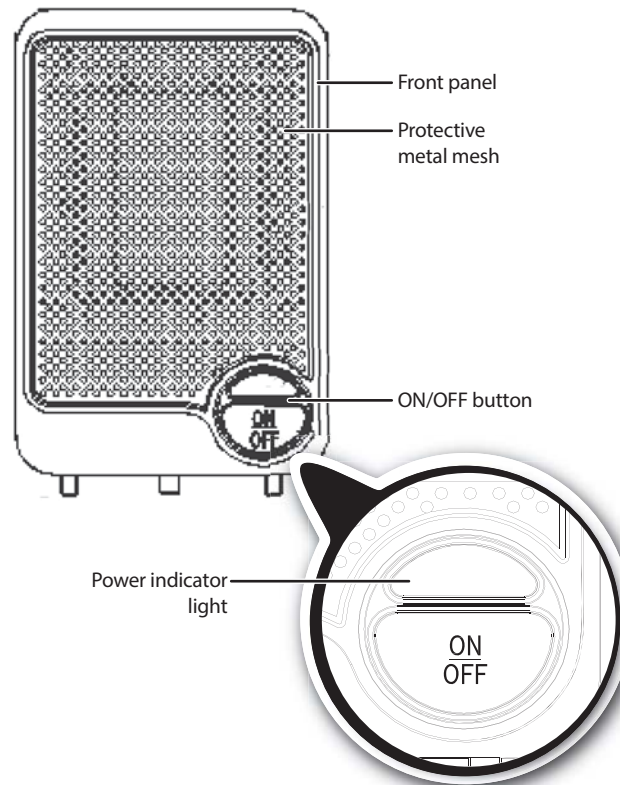
PACKAGE CONTENTS

- Desktop ceramic heater
- *Quick Start Guide*

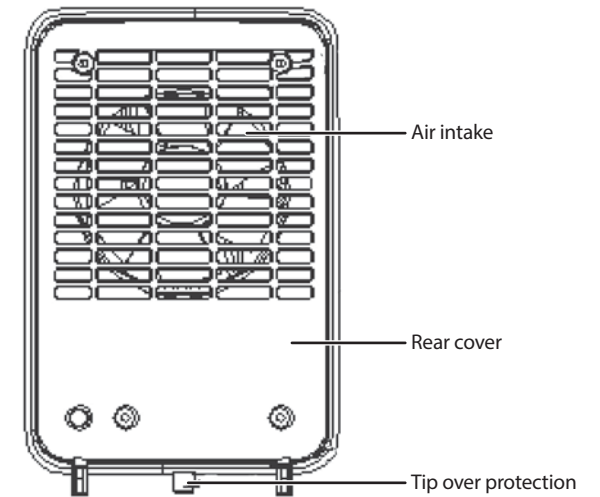
FEATURES

- Adjusts automatically, based on ambient temperature
- The built-in fan circulates the heat
- Quiet operation
- Light weight, convenient to carry and move
- Double over-heating protection
- Compact size, suitable for home and office
- Automatically turns off if it tips over

Front

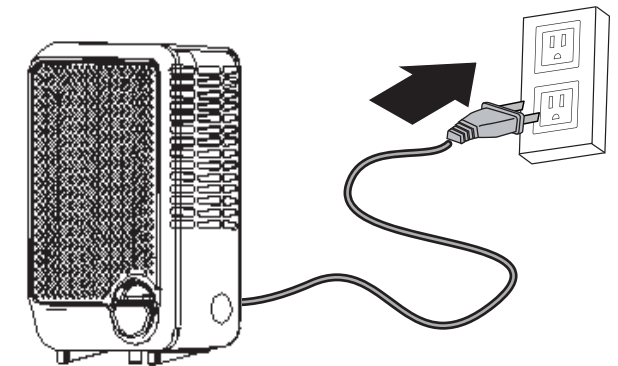


Back



PREPARING YOUR DESKTOP CERAMIC HEATER

- 1 Remove your heater from the package and place it on a level surface, such as a desktop or the floor.
- 2 Plug the power cord into a standard 120V wall outlet.



USING YOUR PORTABLE CERAMIC HEATER

1 Push the **ON/OFF** button to turn on your heater. The heater, fan, and Power indicator light turn on.

2 Push the **ON/OFF** button again to turn off your heater.

Note: To test the tip over protection, pick up your heater while it's operating. Your heater and the power indicator light should both turn off. Put your heater down. The heater and the power indicator light should both turn on.

CLEANING YOUR PORTABLE WIRE HEATER

Important: Unplug the heater before you attempt to clean it.

- Clean your heater with a soft cloth, moistened with water. Do not use chemical cleaners. Allow to dry thoroughly before using.

TROUBLESHOOTING

- If the heater isn't working, make sure that it's plugged in and that the power outlet is providing power.
- Make sure that the power cord is in good condition. If the cord is cut or frayed, do not use the heater until you have it repaired.

SPECIFICATIONS

Description	Desktop ceramic heater
Model No.	NS-HTMC01-B NS-HTMC01-BL NS-HTMC01-R
Voltage/Frequency	120V~60Hz
Power	600W
Noise (dB)	≤50dB (1 m distance)
Product size	7.28 × 4.72 × 3.74 in. (185 × 120 × 95 mm)
Product weight	1.43 lbs (0.65kg)

ONE-YEAR LIMITED WARRANTY

For complete warranty, visit www.insigniaproducts.com.

CONTACT INSIGNIA

For customer service, call 1-877-467-4289 (U.S. and Canada) or 01-800-926-3000 (Mexico)
www.insigniaproducts.com

INSIGNIA is a trademark of Best Buy and its affiliated companies.
Registered in some countries.
Distributed by Best Buy Purchasing, LLC
7601 Penn Ave South, Richfield, MN 55423 U.S.A.
©2014 Best Buy. All rights reserved.
Made in China